

SERVICES SELECT COMMITTEE
01 November 2012 at 7.00 pm

At the above stated meeting the attached documents were tabled for the following items:

6. Kent Joint Municipal Waste Management Strategy: Refresh of Policies (Pages 1 - 10)

Richard Wilson

Presentation from the Kent Waste Partnership Manager - Paul Vanston

This page is intentionally left blank



Sevenoaks DC

1 November 2012

Kent Joint Municipal Waste Management Strategy
(KJMWMS) Refreshed Policies: 2012 to 2020

Paul Vanston, Manager, KWP and
SE7 Business Development Manager

Kent Waste Partnership

The 2007 KJMWMS



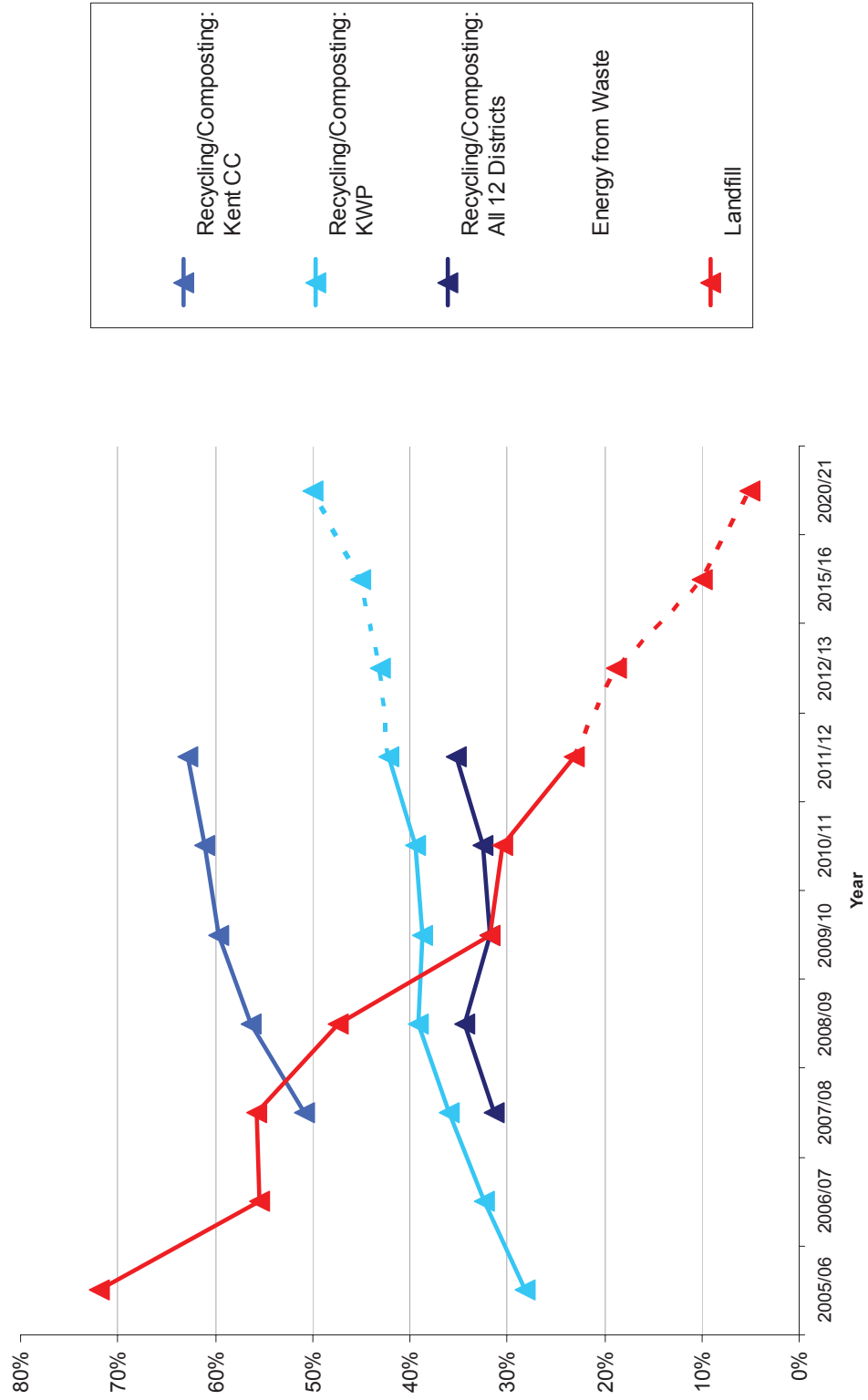
Legal requirement: Waste & Emissions Trading Act 2003

Adopted KJMWMS in 2007
TWBC Cabinet 11 January 2007

Go forward as part of KWP
40% KWP recycling by 2012/13
60% Kent CC recycling by 2012/13
(Household Waste Recycling Centres)

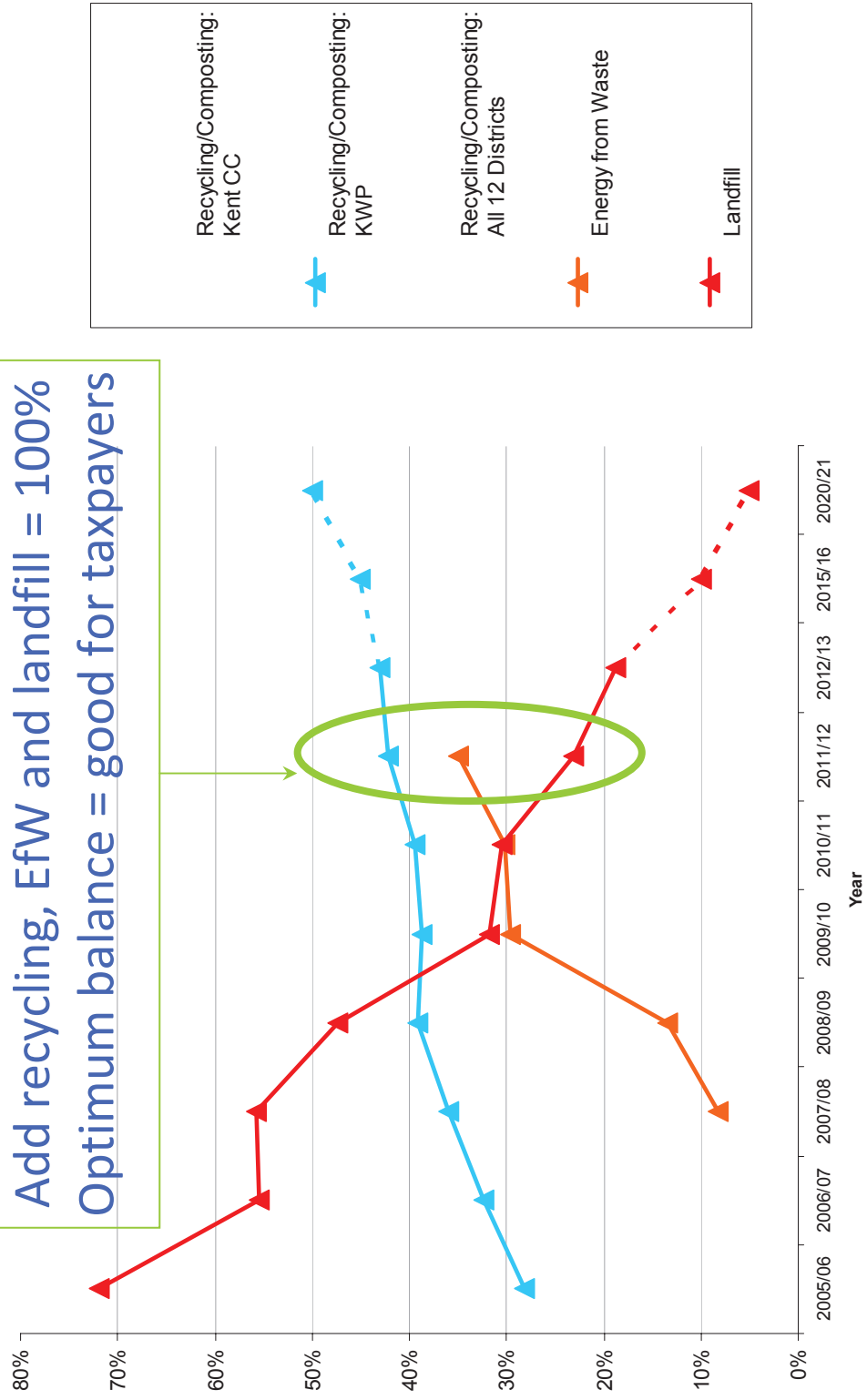
Kent Waste Partnership

KWP Performance: 2005 to 2012 and Beyond



Kent Waste Partnership

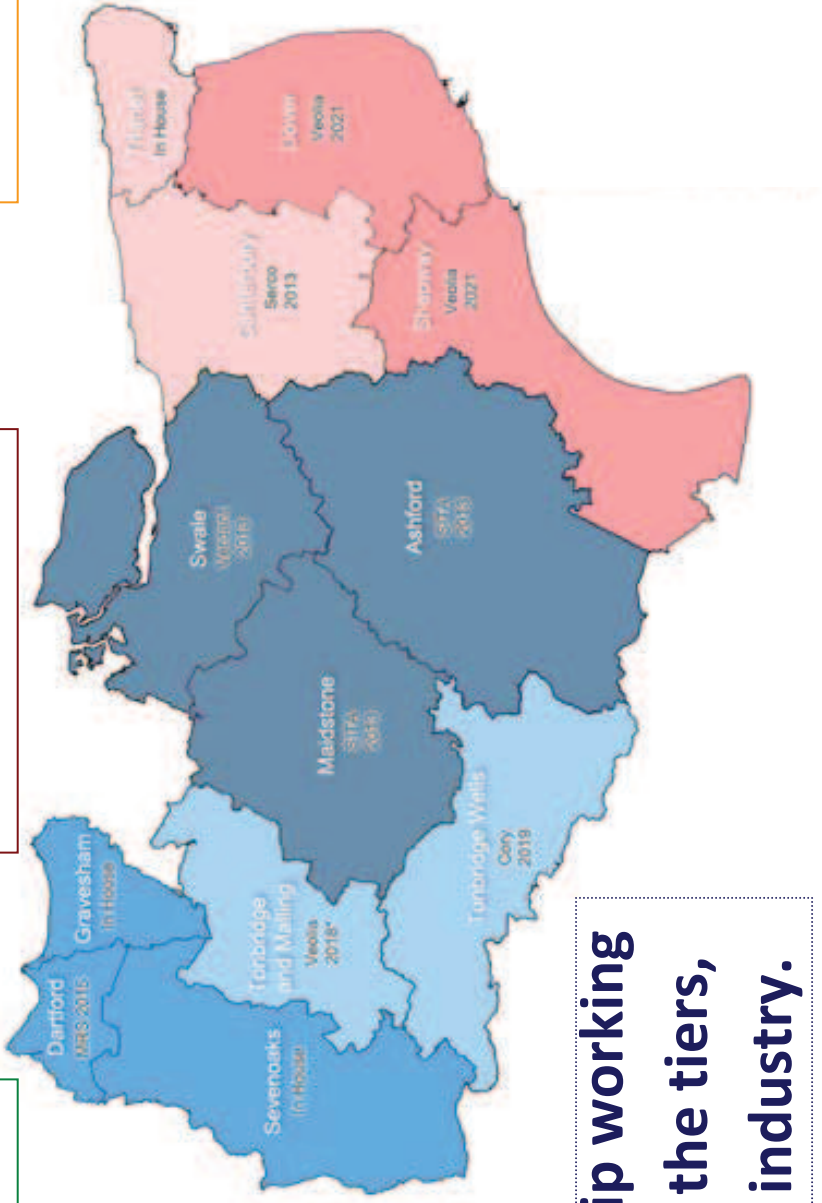
KWP Performance: 2005 to 2012 and Beyond



Add recycling, EfW and landfill = 100%
Optimum balance = good for taxpayers

Doing MUCH more together

<p>630,000 Households</p>	+	<p>716,000 Tonnes</p>	=	<p>£100 million Revenue Cost</p>
--------------------------------------	---	----------------------------------	---	---



Partnership working between the tiers, and with industry.

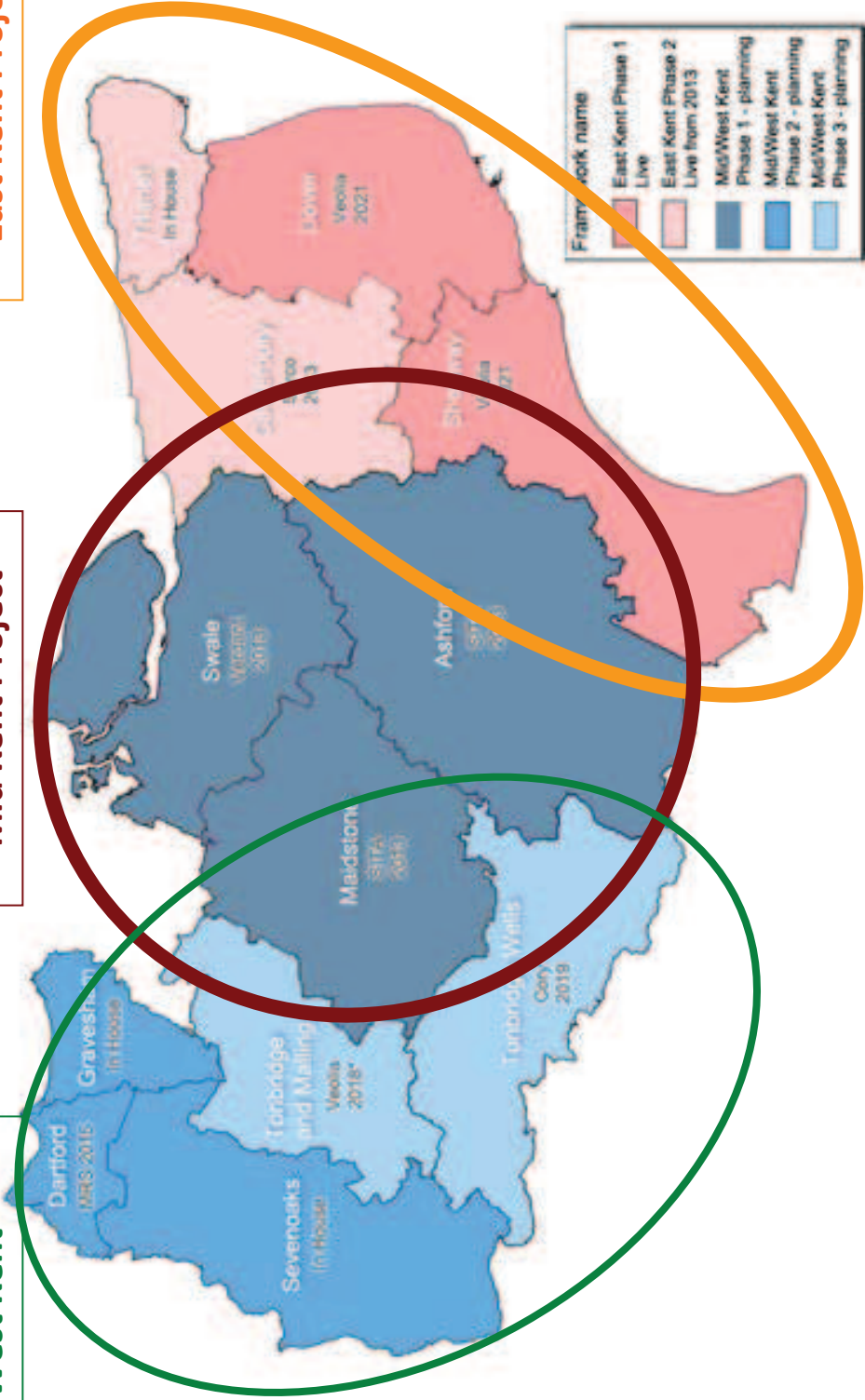
Kent Waste Partnership

Performance and Avoiding Costs

West Kent

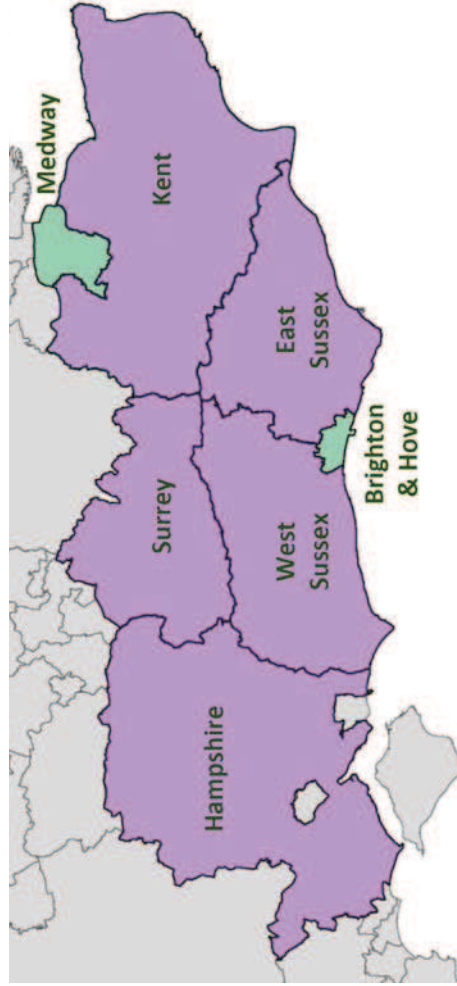
Mid Kent Project

East Kent Project



Kent Waste Partnership

Larger geographic areas



Partnership of 7 top-tier councils: 5.5 million population (= Denmark). 53 councils in area.

Infrastructure

Waste prevention

Materials flows

Supplier of commodities and fuel

Aim: £300 million avoided costs over 10 years

Kent Waste Partnership

KWP works with the supply chain



Kent Waste Partnership

Refreshed Objectives 2012 to 2020

Objectives

- | | |
|----------|--|
| 1 | Deliver the best possible outcomes on materials handled by the KWP from household and other appropriate sources. |
| 2 | Deliver the best possible value for money to Kent taxpayers taking account of whole-service costs paid through Council Tax. |
| 3 | Secure the best possible outcomes through effective partnership working among the 13 Kent councils, through the SE7 Project, with government, and across the supply chain. |

Seek to ...

- Maximise financial and environmental benefits to taxpayers/councils
- Make the most of internal and external partnerships
- Place the KWP - and its 13 councils – at the vanguard of progress

Refreshed Policies 2012 to 2020

1. Materials Security & Resource Efficiency

45% recycling 2015
50% recycling 2020
10% landfill 2015
5% landfill 2020

Reduce arisings 10%
(2020/11 base)

Valuable materials:
paper, card, glass,
metals, wood, food,
plastics, textiles,
electricals, batteries.

2. Value for Money for Kent Taxpayers

Joint contracting.
Cross-boundary work
External funding.

Food collections: 8
councils by 2015 and
all 12 by 2020.

Household and
Business Waste
Commitments.

Resident
communications.

3. Supporting Kent's Interests

Cross-sector work:
retailers, brands,
reprocessors.

Influence Gov't.
Good practice.

Good governance.
Annual reporting.
Transparency.

Next refreshes
2016/17 and 2021/22